



Catalogue
CATERING
Chapter
OVENS

Model
 AE-061-IZQ 400/230V 3N/3 50/60Hz

19042537

24/01/2019

ELECTRIC ADVANCE COMBI OVEN, AE-061 I

High quality, fast cooking :

Professional quality

- Easy to use and efficient
- Perfect results
- Affordable

Capacity for 6 1/1-GN trays.

Push-button and "Scrolling" controls.

5 cooking methods: Steam, Low-temperature steam, Regeneration, Combination and Convection (up to 300°C).

Preheating option.

Overnight cooking or low-temperature programme.

3 Speeds - 2 power ranges.

Cold-Down chamber cooling system.

"Auto-reverse" system to reverse fan rotation.

Electronic temperature probe.

Steam generator equipped with limescale detector.

Steam generator automatically empties every 24 hours of cooking.

Semi-automatic limescale removal system.

Error detection system. "Repair service" mode system.

IPX-5 protection.

AUTOMATIC CLEANING - Wash program for the cooking chamber.

Retractable shower.

Quick door closing system. Double glass.

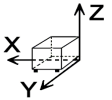
Door opening to the left

Accessories in option:

- Support SH-11
- Structure for trays EB-61
- Structure for dishes EP-61
- Loading trolley CP-11

DIMENSIONS

X Width	898 mm	X Gross width	980 mm
Y Depth	867 mm	Y Gross depth	1001 mm
Z Height	846 mm	Z Gross height	1100 mm
Net Weight	130,0 kg	Gross Weight	160,0 kg
Net volume	0,659 m3	Gross volume	1,079 m3



ELECTRICITY TECHNICAL SPECIFICATIONS

Electric power	10,200 kW
Heating power	9,00 kW
Voltage	400/230V - 3N/3
Amperage	18/28
Electric frequency	50/60Hz

WATER TECHNICAL SPECIFICATIONS

Water max consumption	22,00 L/h
Pressure	H2O: 200-400kPa(2-4bar)

OTHERS

Noise level	60,00 dB
-------------	----------



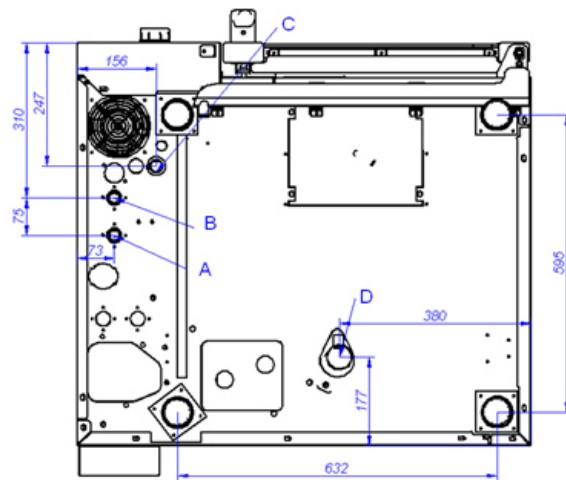
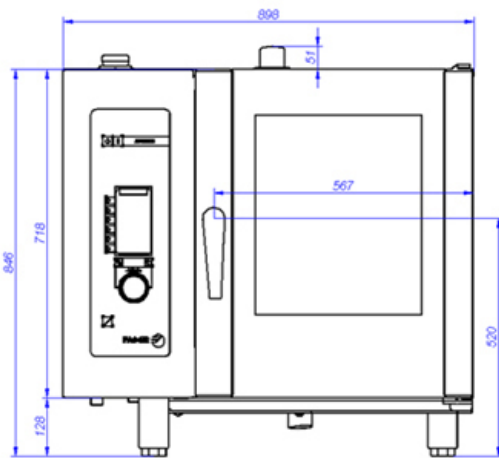
Catalogue
CATERING

Chapter
OVENS

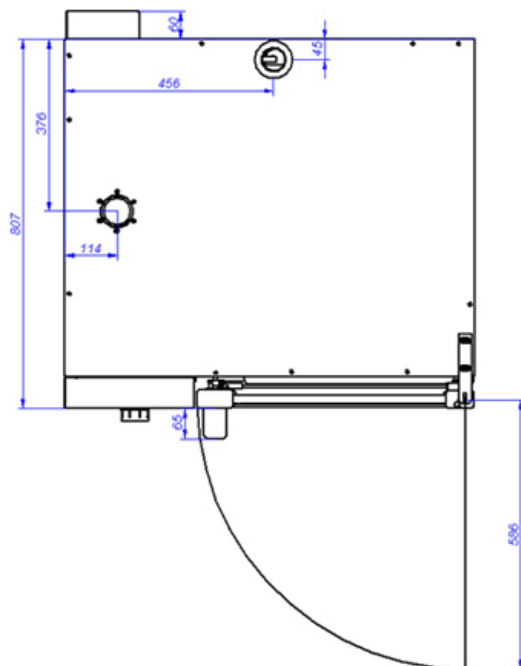
Model
AE-061-IZQ 400/230V 3N/3 50/60Hz

19042537

24/01/2019



AE-061



VISTA DE LA BASE DESDE LA PARTE INFERIOR
VIEW FROM THE BOTTOM OF THE MACHINE

- A: Entrada de agua blanda
- B: Entrada de agua dura
- D: Desagüe

C: Alimentación eléctrica

- A: Soft water inlet
- B: Water inlet
- D: Drain

C: Electrical connection